

2MP HD IR Fixed Dome Network Camera

IPC322LB-SF28K-A



Key Features



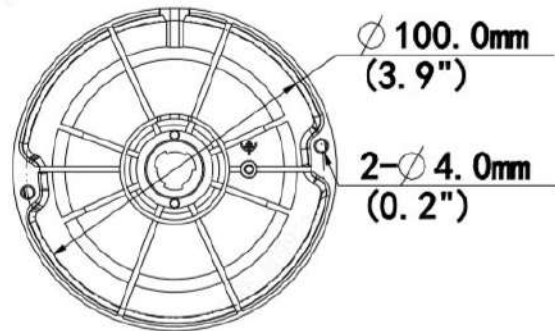
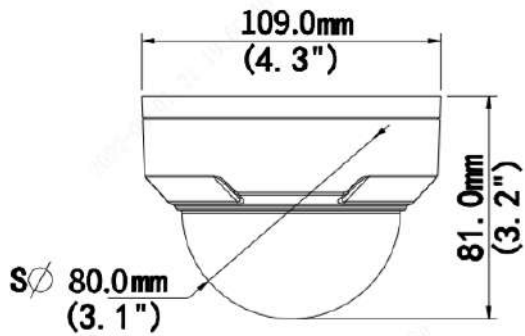
- High quality image with 2MP, 1/2.9"CMOS sensor
- 2MP (1920*1080)@30/25fps; 720P (1280*720)@30/25fps
- Ultra H.265,H.265, H.264
- Smart IR, up to 30m (98ft) IR distance
- Day/night functionality
- 2D/3D DNR (Digital Noise Reduction)
- Supports Micro SD card
- DC12V or PoE(IEEE 802.3af) power supply
- IP67 protection
- IK10 protection
- 2-Axis

Specifications

IPC322LB-SF28K-A					
Camera					
Sensor	1/2.9", 2.0 megapixel, progressive scan, CMOS				
Min. Illumination	Colour:0.01 lux (F2.0, AGC ON) 0 lux with IR				
Day/Night	IR-cut filter with auto switch (ICR)				
Shutter	Auto/Manual, 1 ~ 1/100000s				
WDR	DWDR				
S/N	>55dB				
Lens					
Lens type	2.8mm@F2.0				
Iris	Fixed				
Field of View (H)	101.1°				
Field of View (V)	55.0°				
Field of View (D)	111.0°				
Adjustment angle	Pan: 0° ~355°			Tilt: 0° ~ 75°	
DORI					
DORI Distance	Lens (mm)	Detect (m)	Observe (m)	Recognize (m)	Identify (m)
	2.8	45.0(147.6ft)	18.0(59.1ft)	9.0(29.5ft)	4.5(14.8ft)
Illuminator					
IR Range	Up to 30m (98 ft) IR range				
Wavelength	850nm				
IR On/Off Control	Auto/Manual				
Video					
Video Compression	Ultra H.265,H.265, H.264				
H.264 code profile	Baseline profile, Main profile, High profile				
Frame Rate	Main Stream: 2MP (1920*1080),Max 30fps; 720P (1280*720),Max 30fps Sub Stream: D1 (720*576), Max 30fps; 640*360,Max 30fps; 2CIF(704*288), Max 30fps; CIF(352*288), Max 30fps				
Video Bit Rate	128 Kbps~6144Kbps				
U-code	Support				
OSD	Up to 4 OSDs				
Privacy Mask	Up to 4 areas per scene				
ROI	Up to 8 areas				
Video stream	Dual streams				
Image					
White Balance	Auto/Outdoor/Fine Tune/Sodium Lamp/Locked/Auto2				
Digital noise reduction	2D/3D DNR				
Smart IR	Support				
Flip	Normal/Flip Vertical/Flip Horizontal/180°				
Dewarping	N/A				
HLC	Support				
BLC	Support				
Defog	Digital Defog				
Events					

Basic Detection	Motion detection
General Function	Watermark, IP Address Filtering, Access Policy, ARP Protection, RTSP Authentication, User Authentication
Storage	
Edge Storage	Micro SD, up to 128 GB
Network	
Protocols	IPv4, IGMP, ICMP, ARP, TCP, UDP, DHCP, RTP, RTSP, RTCP, RTMP, DNS, DDNS, NTP, FTP, UPnP, HTTP, HTTPS, SMTP, Qos, ,SSL/TLS
Compatible Integration	ONVIF (Profile S, Profile T, Profile G), API, SDK
User/Host	Up to 32 users. 2 user levels: administrator and common user
Security	Password protection, strong password, HTTPS encryption, Export operation logs, basic and digest authentication for RTSP, digest authentication for HTTP, TLS 1.2, WSSE and digest authentication for ONVIF
Client	EZStation EZLive EZView
Web Browser	Plug-in required live view: IE9+, Chrome 41 and below, Firefox 52 and below
	Plug-in free live view: Chrome 57.0+, Firefox 58.0+, Edge 16+
Interface	
Audio I/O	N/A
Alarm I/O	N/A
Serial Port	N/A
Built-in Mic	N/A
Built-in Speaker	N/A
WIFI	N/A
Network	1 * RJ45 10M/100M Base-TX Ethernet
Video Output	N/A
Certification	
EMC	CE-EMC (EN 55032: 2015+A1:2020, EN 61000-3-3: 2013+A1: 2019, EN IEC 61000-3-2: 2019+A1: 2021, EN 55035: 2017+A11:2020) FCC (FCC CFR 47 part15 B, ANSI C63.4-2014)
Safety	CE LVD (EN 62368-1:2014+A11:2017) CB (IEC 62368-1:2014) UL (UL 62368-1, 2nd Ed., Issue Date: 2014-12-01)
Environment	CE-RoHS (2011/65/EU; (EU)2015/863); WEEE (2012/19/EU); Reach (Regulation (EC) No 1907/2006)
Protection	IP67 (IEC 60529:1989+AMD1:1999+AMD2:2013) IK10 (IEC 62262:2002)
General	
Power	DC12V(±25%), PoE(IEEE 802.3af)
	Power consumption: Max 5W
Power Interface	Ø 5.5mm coaxial power plug
Dimensions (Ø x H)	Ø109 x 81mm (Ø4.3" x 3.2")
Weight	0.358kg(0.79lb)
Material	Metal + Plastic
Working Environment	-30°C ~ 60°C (-22°F ~ 140°F), Humidity: ≤95% RH (non-condensing)
Storage Environment	-30°C ~ 60°C (-22°F ~ 140°F), Humidity: ≤95% RH (non-condensing)
Surge protection	4KV
Reset button	N/A

Dimensions



Accessories

TR-JB03-G-IN
Junction Box



TR-JB07/WM03-G-IN
Wall Mount



TR-WM03-D-IN
Wall Mount



TR-UM06-E-IN
Incline Ceiling
Mount



TR-UP06-IN
Pole Mount



TR-A01-IN
Waterproof Joint



TR-SE24-IN
Mount Pendant Mount

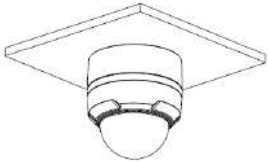

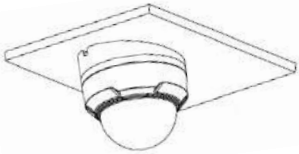
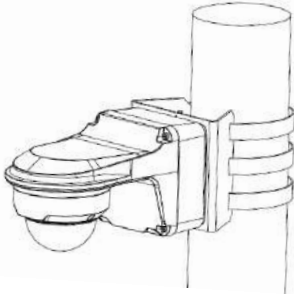
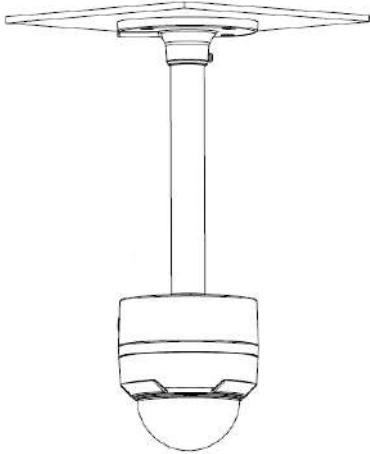


TR-SE24-A-IN
Pendant Mount



TR-CM24-IN
Pendant Mount



Junction Mount	Pole Mount
TR-JB03-G-IN 	TR-JB07/WM03-G-IN 
TR-UM06-E-IN 	TR-JB07/WM03-G-IN+TR-UP06-IN 
TR-CM24-IN+TR-JB03-G-IN 	

Zhejiang Uniview Technologies Co., Ltd.

Building No.10, Wanlun Science Park, Jiangling Road 88, Binjiang District, Hangzhou, Zhejiang, China (310051)

 Email: overseasbusiness@uniview.com; globalsupport@uniview.com
<http://www.uniview.com>

©2022 Zhejiang Uniview Technologies Co., Ltd. All rights reserved.

*Product specifications and availability are subject to change without notice.